

Right Track Analysis

Pre-offending and Re-offending rates in relation to driving offences only for all Right Track Graduates.

Count of Name		
Driving Offences pre course		Total
0	35	
1	38	
2	30	
3	11	
4	8	
5	3	
6	4	
8	5	
9	1	
10	1	
12	1	
19	1	
25	1	
Grand Total		139

Count of Name		
Driving Offences <1 year post course		Total
0	108	
1	17	
2	9	
3	2	
4	2	
6	1	
Grand Total		139

Count of Name		
Driving Offences >1 year post course		Total
0	75	
1	13	
2	7	
4	3	
6	2	
7	1	
Grand Total		101

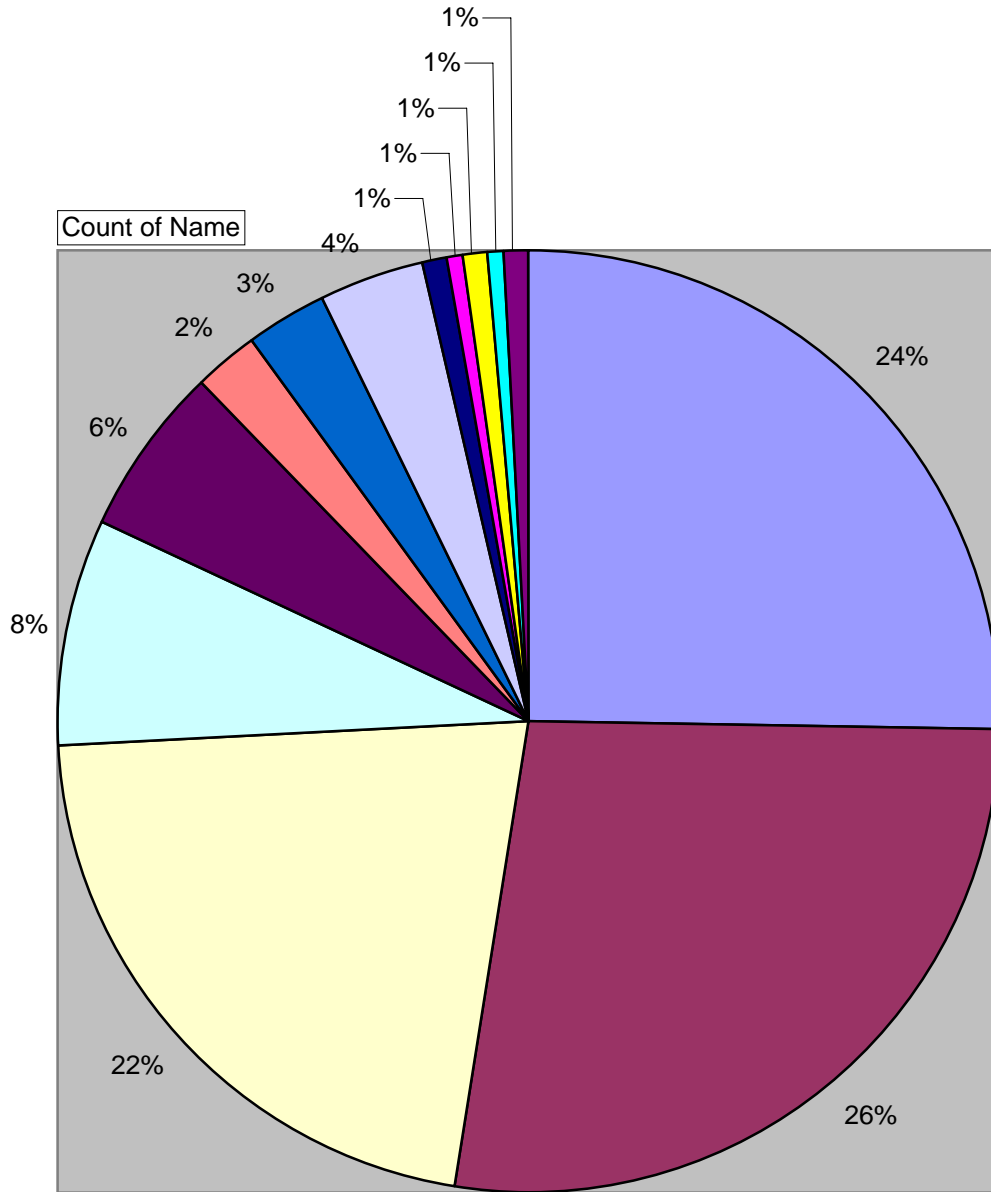
The information in the tables is illustrated in the attached charts.

Table 1 shows the number of driving offences committed by participants prior to attending the Right Track Programme. At the top, 35 participants had no prior driving offending. Right Track has at times been funded for "at risk" youth. At the bottom of the table we have one offender who had committed 25 driving offences prior to the Right Track. Only 24% of the participants had never committed a driving offence prior to the programme.


Table 2 shows how many driving offences were committed by participants within the first year after completing Right Track. At the top, 108 participants had committed no more offending, that is 79% of participants committed no more driving offending after the Right Track, and a further 12% committed only 1 driving offence. At the bottom 1 participant went on to commit 6 offences, that was only 1% of all the participants.

Table 3 shows how many driving offences have been committed by participants a full year after they completed their Right Track programme. 101 participants completed their Right Track programme more than a year ago. 74% of all those participants have not committed any driving offences more than a year later, and in some cases more than 3 years on, showing Right Track has a sustained effect.

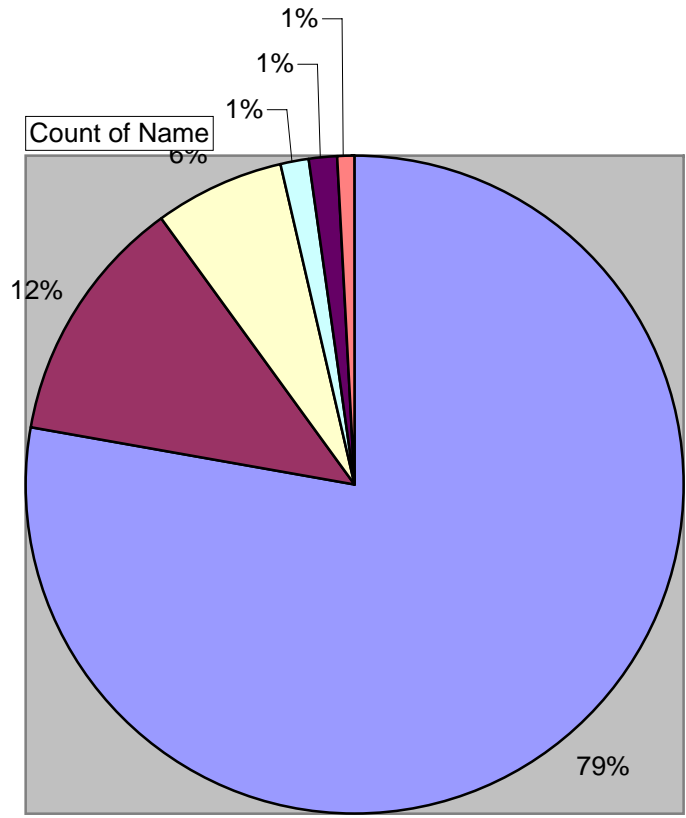
Driving Offences pre Right Track



Count of Name

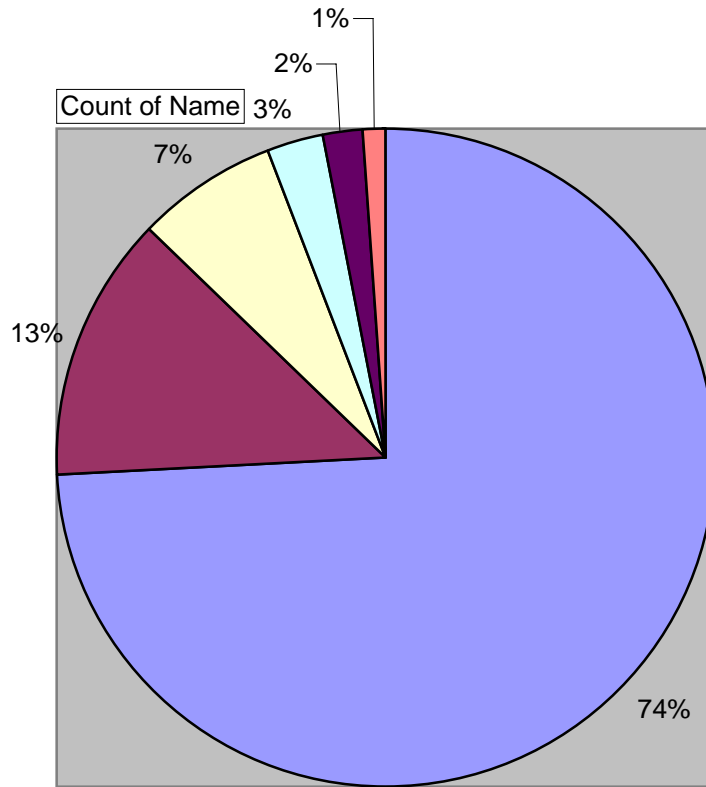


Driving offences <1 year post Right Track



Driving Offences <1 year post course	
0	
1	
2	
3	
4	
6	

Driving Offences >1 year post Right Track



Driving Offences >1 year post course	
0	
1	
2	
4	
6	
7	

Right Track Analysis

Pre-offending and Re-offending rates in relation to criminal offences only for all Right Track Graduates.

TABLE 1

Count of Name	
Criminal offences pre cours	Total
0	48
1	22
2	13
3	12
4	15
5	4
6	5
7	5
9	1
10	3
11	3
13	1
17	1
19	1
24	1
27	1
31	1
45	1
55	1
Grand Total	139

TABLE 2

Count of Name	
Criminal offences <1 year post course	Total
0	91
1	21
2	12
3	5
4	3
5	2
6	1
7	2
8	1
11	1
Grand Total	139

TABLE 3

Count of Name	
Criminal offences >1 year post course	Total
0	70
1	10
2	8
3	5
5	2
6	2
8	1
9	1
15	2
Grand Total	101


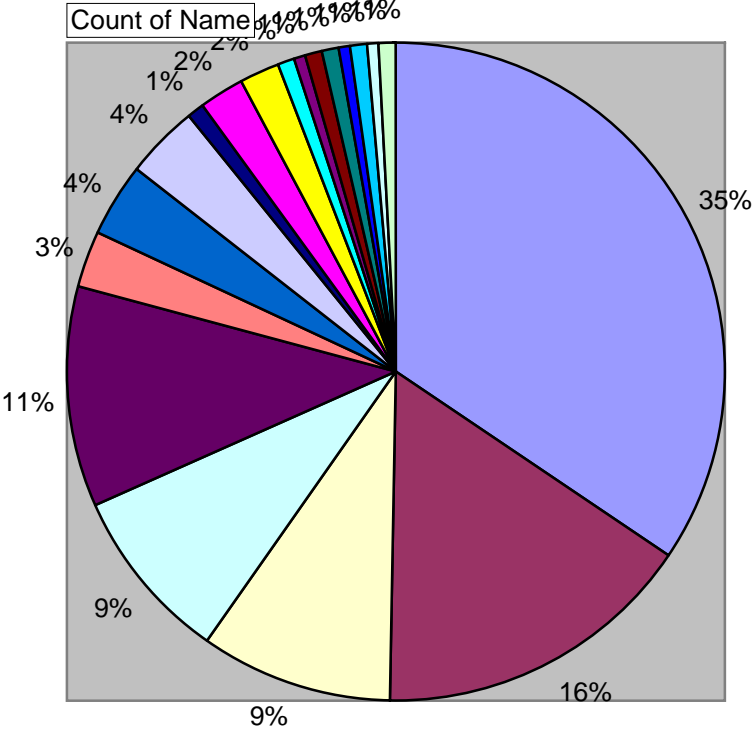
The information in the tables is illustrated in the attached Crime Charts.

Table 1 shows the number of criminal offences committed by participants prior to attending the Right Track Programme. At the top, 48 participants had no prior offending. Right Track has at times been funded for "at risk" youth. At the bottom of the table we have one offender who had committed 55 criminal offences prior to Right Track. Only 35% of Right Track participants had not committed any criminal offences prior to the programme.

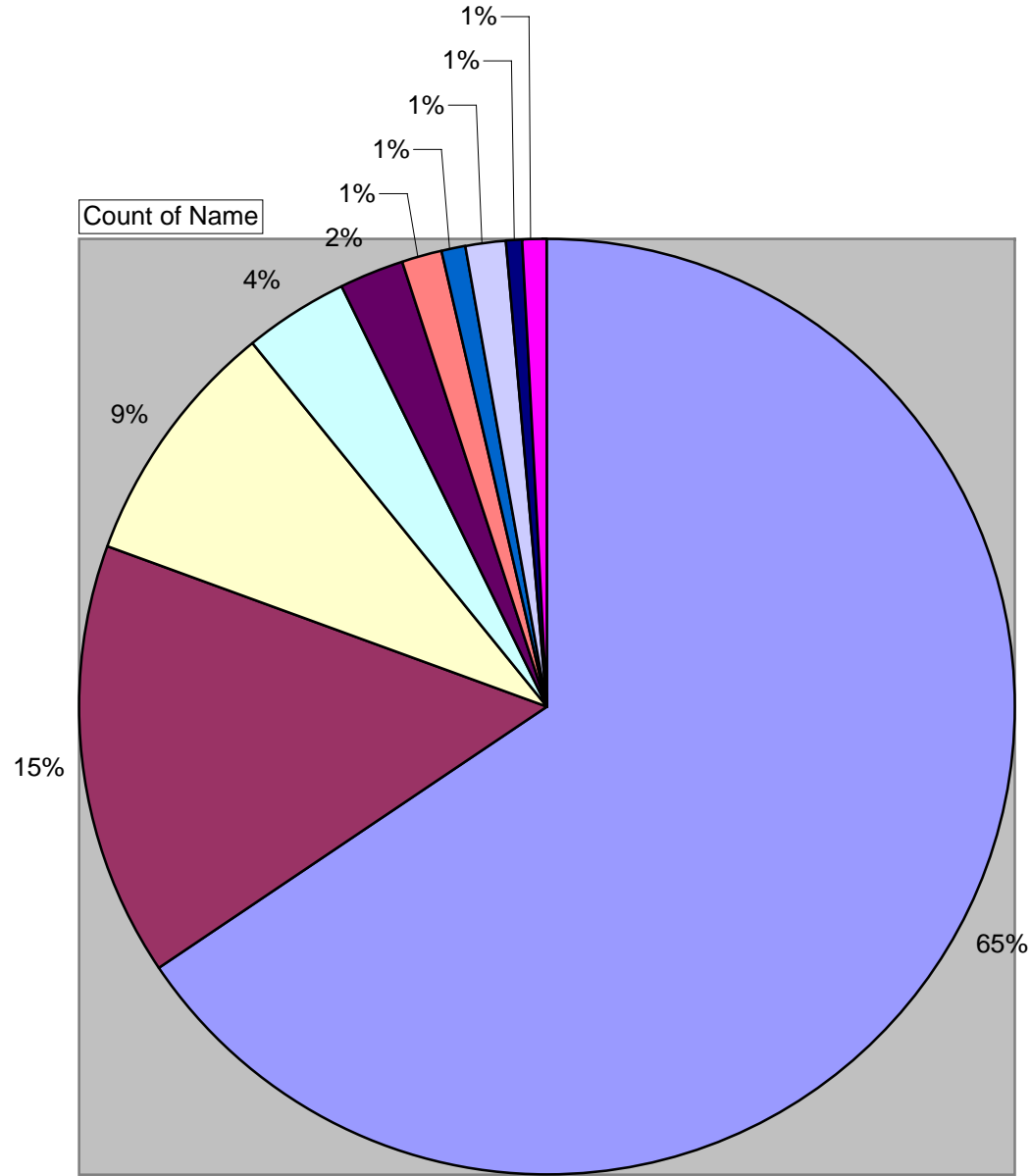
Table 2 shows how many criminal offences were committed by participants within the first year after completing Right Track. At the top, 91 participants had committed no more offending, that is 65% of participants committed no more criminal offending after the Right Track, and a further 15% committed only 1 criminal offence. At the bottom 1 participant went on to commit 11 offences, that was only 1% of all the participants.

Table 3 shows how many criminal offences have been committed by participants a full year after they completed their Right Track programme. 101 participants completed their Right Track programme more than a year ago. 69% of all those participants have not committed any criminal offences more than a year, and in some cases more than 3 years on, showing Right Track has a sustained effect.

Criminal Offences pre Right Track


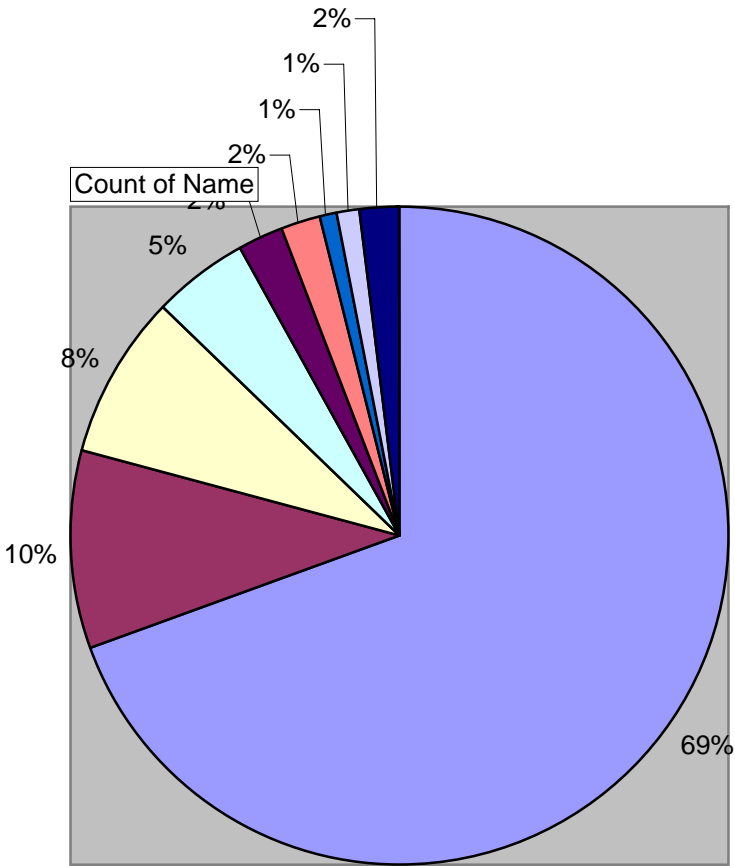


Criminal Ofences <1 year post Right Track



0
1
2
3
4
5
6
7
8
11

Criminal Offences >1 year post Right Track



Right Track as counted on 10/04/2010

M/F	DOB	Age	Course start Date	Course finish date	Driving Offences pre course	Driving Offences <1 year post course	Driving Offences >1 year post course	Criminal offences pre course	Criminal offences <1 year post course	Criminal offences >1 year post course
Male	19/04/1989	20	10/09/2009	1/10/2009	25	2	0	55	7	0
Female	9/06/1992	17	10/09/2009	1/10/2009	1	0	0	1	0	0
Male	7/11/1992	17	10/09/2009	1/10/2009	10	0	0	10	0	0
Male	13/11/1992	17	10/09/2009	1/10/2009	1	0	0	2	0	0
Male	18/08/1990	19	10/09/2009	1/10/2009	1	1	0	0	0	0
Male	20/08/1990	19	10/09/2009	1/10/2009	1	1	0	0	0	0
Male	7/05/1992	17	10/09/2009	1/10/2009	2	0	0	0	0	0
Male	18/11/1989	20	10/09/2009	1/10/2009	0	0	0	3	0	0
Male	6/08/1989	20	10/09/2009	1/10/2009	6	0	0	1	0	0
Male	29/07/1986	23	10/09/2009	1/10/2009	6	1	0	10	0	0
Female	11/09/1993	16	10/09/2009	1/10/2009	2	1	0	7	0	0
Male	17/09/1989	20	10/09/2009	1/10/2009	8	3	0	4	0	0
Male	15/10/1988	21	2/07/2009	23/07/2009	2	0	0	0	0	0
Male	2/06/1993	16	2/07/2009	23/07/2009	2	0	0	11	0	0
Male	31/05/1990	19	2/07/2009	23/07/2009	2	0	0	4	2	0
Male	3/08/1992	17	2/07/2009	23/07/2009	3	3	0	10	2	0
Male	9/04/1990	19	2/07/2009	23/07/2009	2	0	0	1	0	0
Male	12/11/1991	18	2/07/2009	23/07/2009	3	1	0	7	3	0
Male	29/06/1991	18	2/07/2009	23/07/2009	8	1	0	6	0	0
Female	1/02/1988	21	2/07/2009	23/07/2009	5	0	0	0	0	0
Male	11/11/1988	21	2/07/2009	23/07/2009	4	0	0	1	1	0
Male	6/03/1992	17	2/07/2009	23/07/2009	2	0	0	2	0	0
Male	24/04/1987	22	2/07/2009	23/07/2009	1	1	0	4	0	0
Male	20/09/1986	23	2/07/2009	23/07/2009	1	0	0	0	0	0
Male	2/09/1988	21	2/07/2009	23/07/2009	12	0	0	3	1	0
Male	15/03/1992	17	7/05/2009	28/05/2009	3	0	0	3	1	0
Male	13/10/1992	17	7/05/2009	28/05/2009	2	0	0	4	0	0
Male	12/05/1993	16	7/05/2009	28/05/2009	1	2	0	31	2	0
Male	24/11/1992	17	7/05/2009	28/05/2009	2	0	0	2	0	0

M/F	DOB	Age	Course start Date	Course finish date	Driving Offences pre course	Driving Offences <1 year post course	Driving Offences >1 year post course	Criminal offences pre course	Criminal offences <1 year post course	Criminal offences >1 year post course
Male	30/04/1992	17	7/05/2009	28/05/2009	2	1	0	1	0	0
Male	15/09/1990	19	7/05/2009	28/05/2009	6	0	0	4	1	0
Male	13/09/1990	19	7/05/2009	28/05/2009	4	0	0	0	0	0
Male	28/07/1994	15	7/05/2009	28/05/2009	3	0	0	0	2	0
Male	19/03/1993	16	7/05/2009	28/05/2009	4	0	0	24	1	0
Male	4/06/1989	20	7/05/2009	28/05/2009	19	0	0	27	4	0
Male	10/09/1988	21	7/05/2009	28/05/2009	8	0	0	1	0	0
Male	14/08/1991	18	7/05/2009	28/05/2009	2	1	0	0	0	0
Male	14/02/1992	17	7/05/2009	28/05/2009	1	0	0	3	2	0

M/F	DOB	Age	Course start Date	Course finish date	Driving Offences pre course	Driving Offences <1 year post course	Driving Offences >1 year post course	Criminal offences pre course	Criminal offences <1 year post course	Criminal offences >1 year post course
Female	19/12/1991	17	16/10/2008	6/11/2008	1	0	0	0	0	2
Male	25/08/1986	22	16/10/2008	6/11/2008	5	0	0	45	1	1
Male	8/08/1991	17	16/10/2008	6/11/2008	1	1	2	9	7	3
Male	21/02/1991	18	16/10/2008	6/11/2008	4	0	0	0	1	0
Female	19/10/1991	17	16/10/2008	6/11/2008	4	0	0	1	0	0
Male	14/08/1991	17	16/10/2008	6/11/2008	9	2	0	3	4	0
Male	8/01/1992	17	16/10/2008	6/11/2008	0	0	0	13	1	5
Male	19/09/1991	17	16/10/2008	6/11/2008	8	0	1	1	1	0
Male	15/03/1992	17	16/10/2008	6/11/2008	3	1	0	5	5	0
Male	19/12/1991	17	16/10/2008	6/11/2008	1	2	0	1	1	1
Male	12/04/1992	17	16/10/2008	6/11/2008	1	2	1	4	2	1
Male	29/03/1993	15	8/09/2008	9/09/2008	0	0	0	5	0	0
Male	12/12/1992	16	8/09/2008	9/09/2008	0	0	0	3	0	0
Male	23/09/1992	16	8/09/2008	9/09/2008	0	0	0	5	0	0
Male	30/01/1993	16	8/09/2008	9/09/2008	0	0	0	1	0	0
Male	19/11/1991	17	8/09/2008	9/09/2008	0	0	0	2	1	0
Female	12/11/1992	16	8/09/2008	9/09/2008	0	0	0	0	1	1

M/F	DOB	Age	Course start Date	Course finish date	Driving Offences pre course	Driving Offences <1 year post course	Driving Offences >1 year post course	Criminal offences pre course	Criminal offences <1 year post course	Criminal offences >1 year post course
Male	27/12/1991	17	8/09/2008	9/09/2008	1	0	0	6	0	0
Female	31/10/1993	15	8/09/2008	9/09/2008	0	0	0	0	0	0
Male	18/11/1991	17	8/09/2008	9/09/2008	1	0	0	0	0	0
Male	12/07/1991	17	8/09/2008	9/09/2008	5	1	2	4	1	0
Female	10/12/1992	16	25/06/2008	26/06/2008	0	0	0	0	0	0
Male	21/09/1991	17	25/06/2008	26/06/2008	0	0	0	0	0	0
Male	24/10/1991	17	25/06/2008	26/06/2008	3	0	0	2	0	0
Male	14/03/1991	17	25/06/2008	26/06/2008	2	0	0	0	1	0
Male	20/11/1992	16	25/06/2008	26/06/2008	1	0	0	2	0	0
Male	13/05/1991	17	25/06/2008	26/06/2008	2	0	0	0	0	0
Male	29/11/1991	17	25/06/2008	26/06/2008	2	0	0	1	0	0
Male	31/10/1992	16	25/06/2008	26/06/2008	2	2	0	0	0	0
Female	27/07/1992	16	25/06/2008	26/06/2008	0	0	0	0	0	0
Male	20/05/1991	17	26/05/2008	27/05/2008	0	0	2	0	0	0
Male	24/06/1991	17	26/05/2008	27/05/2008	2	0	4	7	1	5
Male	5/02/1992	16	26/05/2008	27/05/2008	0	0	0	2	0	3
Female	5/09/1991	17	26/05/2008	27/05/2008	2	0	0	0	0	0
Male	31/08/1992	16	26/05/2008	27/05/2008	0	0	0	7	4	2
Male	15/09/1992	16	26/05/2008	27/05/2008	0	0	0	0	2	0
Male	2/07/1991	17	26/05/2008	27/05/2008	0	0	0	2	0	0
Male	25/03/1991	17	26/05/2008	27/05/2008	0	0	0	0	0	0
Male	15/03/1991	17	26/05/2008	27/05/2008	1	0	0	0	0	0
Male	26/07/1991	17	26/05/2008	27/05/2008	2	0	0	0	0	0
Male	25/11/1990	18	26/05/2008	27/05/2008	0	0	0	0	0	0
Male	26/01/1993	15	26/05/2008	27/05/2008	0	0	0	3	3	0
Male	16/10/1993	15	21/04/2008	22/04/2008	3	4	0	0	2	0
Male	20/03/1992	16	21/04/2008	22/04/2008	1	0	1	4	0	0
Male	12/05/1991	17	21/04/2008	22/04/2008	3	0	1	3	2	2
Male	9/04/1991	17	21/04/2008	22/04/2008	1	0	0	5	0	0
Male	13/03/1993	15	21/04/2008	22/04/2008	0	0	0	1	2	2
Male	10/01/1992	16	21/04/2008	22/04/2008	6	0	0	4	1	3

M/F	DOB	Age	Course start Date	Course finish date	Driving Offences pre course	Driving Offences <1 year post course	Driving Offences >1 year post course	Criminal offences pre course	Criminal offences <1 year post course	Criminal offences >1 year post course
Male	21/06/1991	17	21/04/2008	22/04/2008	2	1	1	0	0	0
Male	10/06/1991	17	21/04/2008	22/04/2008	1	0	0	6	3	0
Male	2/04/1992	16	21/04/2008	22/04/2008	1	0	0	0	0	0
Male	2/10/1991	17	21/04/2008	22/04/2008	0	0	0	0	0	0
Male	27/05/1991	17	10/03/2008	11/03/2008	1	0	0	2	0	0
Female	6/12/1990	17	10/03/2008	11/03/2008	1	1	1	0	0	0
Male	15/02/1993	15	10/03/2008	11/03/2008	1	0	0	11	0	0
Male	4/03/1991	17	10/03/2008	11/03/2008	1	0	0	2	0	0
Male	7/03/1992	16	10/03/2008	11/03/2008	1	0	0	0	0	0
Male	4/01/1991	17	10/03/2008	11/03/2008	1	2	0	1	0	0
Male	13/06/1991	17	10/03/2008	11/03/2008	0	0	0	7	0	0
Male	6/05/1991	17	10/03/2008	11/03/2008	1	1	0	3	0	1
Male	4/03/1992	16	10/03/2008	11/03/2008	1	0	0	4	3	1
Male	17/11/1990	17	10/03/2008	11/03/2008	2	0	0	0	0	0
Male	16/03/1991	17	10/03/2008	11/03/2008	0	0	0	4	0	0
Male	12/01/1991	17	10/03/2008	11/03/2008	1	0	0	1	0	0
Male	6/09/1990	17	4/09/2007	25/09/2007	2	2	0	0	0	0
Male	2/02/1992	16	4/09/2007	25/09/2007	0	0	0	2	2	0
Male	5/10/1991	16	4/09/2007	25/09/2007	1	0	2	0	1	15
Male	12/06/1992	15	4/09/2007	25/09/2007	2	0	0	6	0	0
Male	20/08/1991	16	4/09/2007	25/09/2007	0	2	6	4	11	15
Male	7/11/1990	17	4/09/2007	25/09/2007	2	0	2	4	0	0
Male	29/03/1991	16	4/09/2007	25/09/2007	0	0	0	4	0	6
Male	13/07/1991	16	4/09/2007	25/09/2007	0	0	2	3	0	0
Female	5/01/1991	17	4/09/2007	25/09/2007	2	0	1	1	0	0
Male	26/06/1990	17	4/09/2007	25/09/2007	0	0	0	1	0	1
Female	16/02/1991	17	4/09/2007	25/09/2007	2	0	0	1	0	2
Female	30/03/1991	16	4/09/2007	25/09/2007	2	0	0	1	0	1
Female	10/07/1992	15	4/09/2007	25/09/2007	3	0	4	3	0	1
Male	24/10/1991	16	4/09/2007	25/09/2007	3	1	1	11	8	1
Male	9/05/1992	15	4/09/2007	25/09/2007	0	4	0	0	0	0

M/F	DOB	Age	Course start Date	Course finish date	Driving Offences pre course	Driving Offences <1 year post course	Driving Offences >1 year post course	Criminal offences pre course	Criminal offences <1 year post course	Criminal offences >1 year post course
Female	2/12/1990	17	4/09/2007	25/09/2007	2	0	0	2	1	2
Male	31/03/1991	16	4/09/2007	25/09/2007	1	0	1	0	0	0
Female	5/07/1990	17	12/06/2007	5/07/2007	1	0	0	0	0	0
Male	2/04/1991	16	12/06/2007	5/07/2007	1	0	0	4	5	2
Male	14/02/1992	15	12/06/2007	5/07/2007	1	0	1	2	1	3
Male	3/05/1993	14	12/06/2007	5/07/2007	0	0	0	6	0	8
Male	22/07/1991	16	12/06/2007	5/07/2007	2	0	0	0	0	0
Female	19/05/1991	16	12/06/2007	5/07/2007	1	0	0	0	0	0
Male	15/10/1991	16	12/06/2007	5/07/2007	0	0	1	1	3	0
Female	5/12/1990	17	12/06/2007	5/07/2007	0	0	0	0	0	0
Female	5/07/1990	17	12/06/2007	5/07/2007	0	0	0	0	0	0
Male	4/10/1990	17	12/06/2007	5/07/2007	4	1	6	19	2	9
Male	20/06/1990	17	27/04/2007	10/05/2007	8	0	2	3	0	3
Male	31/07/1990	17	27/04/2007	10/05/2007	1	0	0	0	0	0
Male	20/05/1991	16	27/04/2007	10/05/2007	2	0	0	0	1	0
Male	29/05/1990	17	27/04/2007	10/05/2007	3	0	1	0	0	2
Female	21/05/1990	17	27/04/2007	10/05/2007	4	0	0	0	0	0
Male	31/07/1990	17	27/04/2007	10/05/2007	4	0	4	17	0	0
Male	10/02/1990	17	27/04/2007	10/05/2007	1	0	1	1	0	0
Male	5/07/1990	17	27/04/2007	10/05/2007	2	0	0	1	1	0
Female	19/06/1992	15	27/04/2007	10/05/2007	0	0	0	0	0	0
Male	10/09/1990	17	27/04/2007	10/05/2007	1	6	7	1	6	6
					317	55	58	532	121	110